

# Move Like Never Before

✓ Smooth ✓ Responsive ✓ Efficient



**NEW**  
**PETRONAS**  
**PRIMAX 95**  
with *Pro-Drive*



# PETRONAS Dagangan Berhad

*Analyst Briefing for Q3 FY2019*

25 November 2019

FUELLING  
GROWTH



# Key Highlights for Q3 FY2019

---


Financial Results

Focus Areas

Q&A

FUELLING  
GROWTH

# Key Highlights

- 
- 1 Continued volatility of Dated Brent and Petroleum Product Prices in Q3 FY2019;**

---
  - 2 Improved volume by 7% and 6% against Q3 FY2018 and YTD FY2018, respectively;**

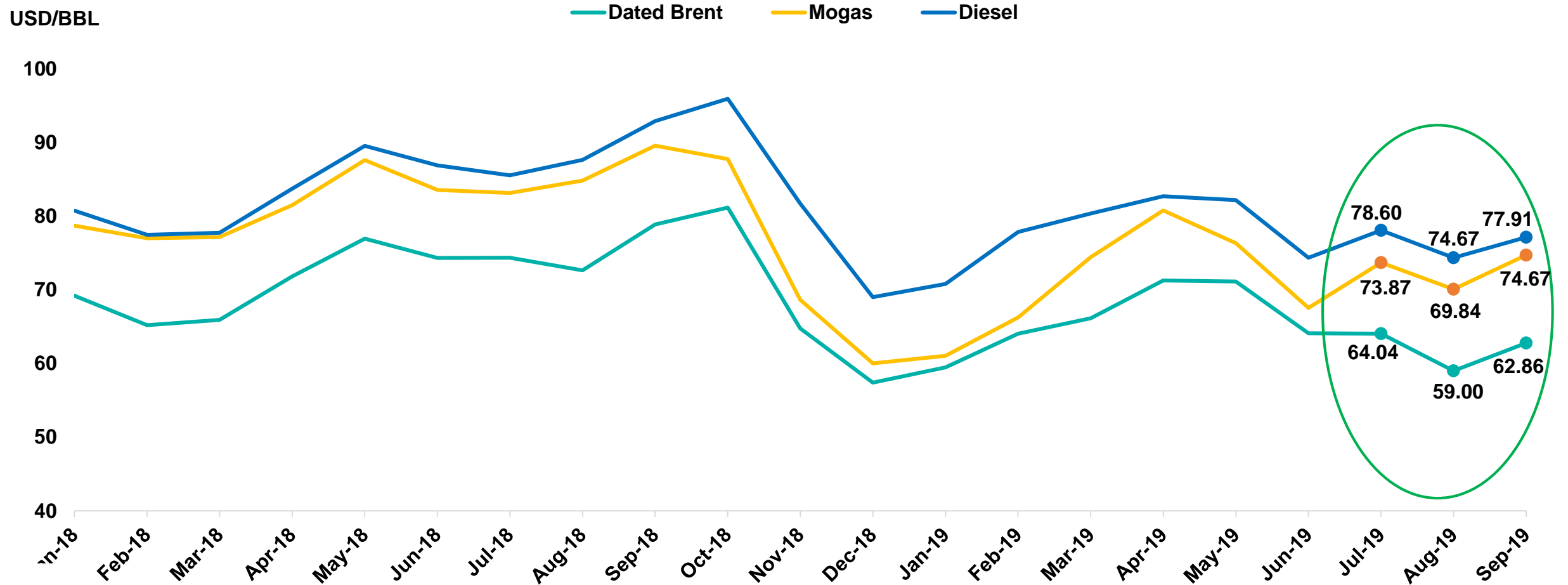
---
  - 3 Registered Q3 FY2019 PBT of RM 317.7mil and RM 938.3mil for YTD FY2019; and**

---
  - 4 Interim dividend of 16 sen/share was declared for Q3 FY2019.**

---



# Continued volatility of Dated Brent and Petroleum Product Prices in Q3 FY2019



# Malaysia economic indicators

## Gross Domestic Product (%)



**4.4** Q3 FY2019  
**4.4** Q3 FY2018

■ Unchanged

## Inflation Rate (%)



**1.3** Q3 FY2019  
**0.5** Q3 FY2018

↑ 0.8% pts

## Manufacturing Index



**122.1** Sept FY2019  
**119.1** Sept FY2018

↑ 3%

## Car Sales (Unit)



**146,667** Q3 FY2019  
**165,256** Q3 FY2018

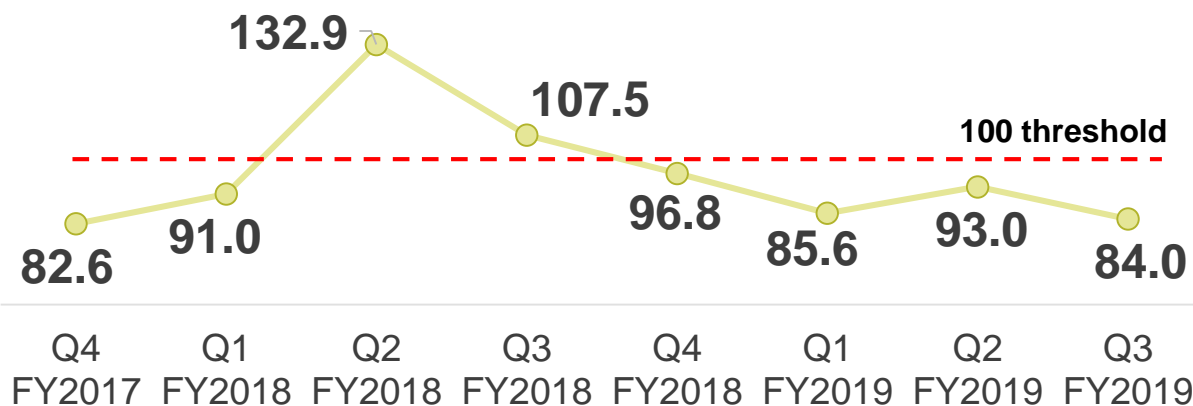
↓ 11%

## Consumer Sentiment Index



Q3 FY2019: **84.0**  
Q3 FY2018: **107.5**

↓ 22%



# Key Highlights for Q3 FY2019

## Financial Results

---

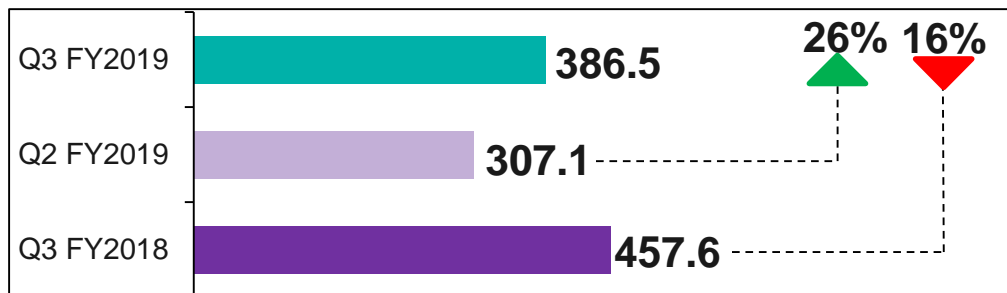
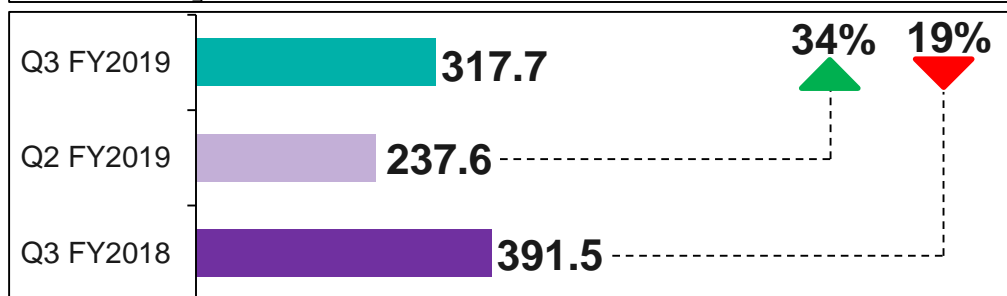
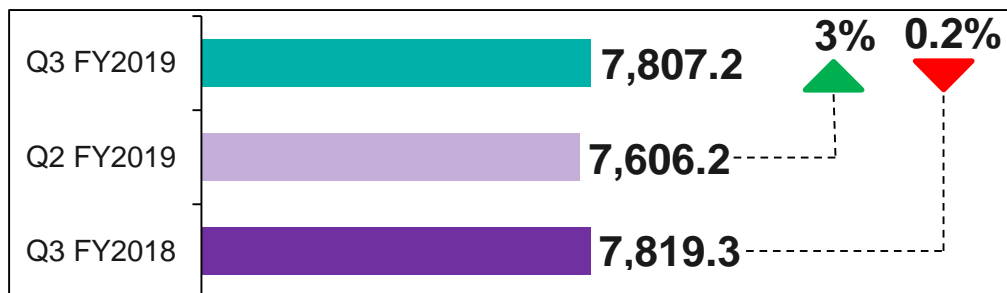
### Focus Areas

### Q&A

FUELLING  
**GROWTH**

# Group Financial Performance

The Group overall Revenue grew by 1% against YTD FY2018 following higher volume, however this was offset by higher OPEX resulting in lower PBT



Item	Q3 FY2019	Q2 FY2019	Q3 FY2018	YTD FY2019	YTD FY2018
Average Selling Price (RM)	1.93	1.96	2.06	1.92	2.01
EPS (sen)	24.1	17.4	27.2	70.8	80.8



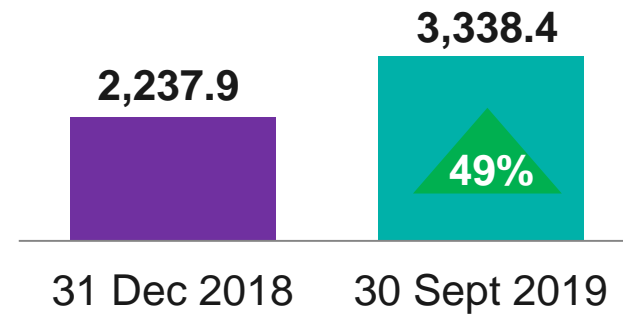
# Consolidated Statement of Financial Position

Strong Return on Equity and strengthened cash position

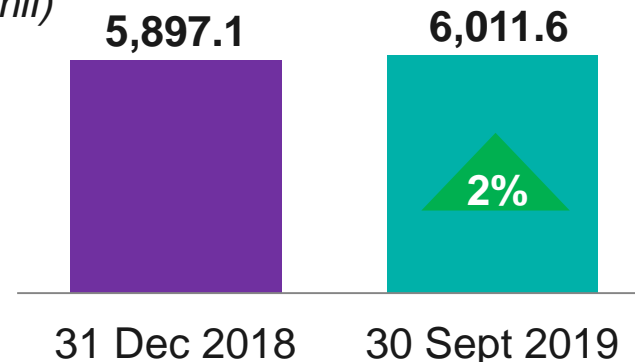
**Total Assets**  
(RM mil)




**Cash and Cash Equivalents**  
(RM mil)



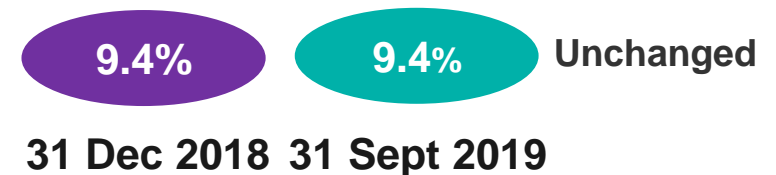
**Equity attributable to  
shareholders of the Company**  
(RM mil)



**Return on Equity**




**Return on Total Assets**



# For Q3 FY2019, PetDag has declared dividend amounting to 16 sen/share

Dividend per share (RM sen)



	Q3 FY2018	Q1 FY2019	Q2 FY2019	Q3 FY2019
Dividend Payout (%)	62	54	80	67

For Q3 FY2019, PetDag has declared dividend of 16 sen, with higher dividend payout as compared to Q3 FY2018

# Key Highlights for Q3 FY2019

## Financial Results

## Focus Areas

---

## Q&A



FUELLING  
GROWTH



# Focus Areas

Leverage PETRONAS Primax 95 with  
Pro-Drive for Volume Growth



Sustain/Defend Market  
Leadership



Grow Non-Fuel Profitability  
Through Strategic Partnerships  
and Differentiated Offerings



Safe, Reliable and Efficient  
Operations



Digitally Enabled



Creating seamless and  
frictionless customer  
experience



# Key Highlights for Q3 FY2019

## Financial Results

## Focus Areas

## Q&A

---

FUELLING  
GROWTH



THANK YOU  
[www.mymesra.com.my](http://www.mymesra.com.my)  
**Move Like Never Before**